

SPECIFICATIONS

DESCRIPTION


- TPX39-EM - Freestanding bath shower mixer trim
- RHFS-EM - Freestanding bath shower mixer rough

FLOW

- 23 L/min, 60psi, 4 bar

WARRANTY

- www.riobel.design



Freestanding Bath Shower Mixer

MODELS: PX39-EM

+44 (0)1952 221 100
www.riobel.design

A DISTINCTIVE MEMBER OF THE HOUSE OF ROHL

SPECIFICATIONS

DESCRIPTION


- Trim only
- 2 check valves
- Single function easy clean handshower
- Thermostatic coaxial cartridge with check valves

FLOW

- 23 L/min, 60psi, 4 bar

WARRANTY

- www.riobel.design



Freestanding Bath Shower Mixer Trim

MODELS: TPX39-EM

+44 (0)1952 221 100
www.riobel.design

A DISTINCTIVE MEMBER OF THE HOUSE OF ROHL

SPECIFICATIONS

DESCRIPTION

- Rough only
- G½" male connections
- Test cap
- Drilling hole diameter = 2 1/2" (63mm)

WARRANTY

- www.riobel.design



Freestanding Bath Shower Mixer Rough

MODELS: RHFS-EM

+44 (0)1952 221 100
www.riobel.design

A DISTINCTIVE MEMBER OF THE HOUSE OF ROHL

TECHNISCHE DATEN

BESCHREIBUNG


- TPX39-EM - Freistehende Wanne-Brausearmatur Sichtteil
- RHFS-EM - Freistehende Wanne-Brausearmatur Einbauteil

DURCHFLUSSMENGE

- 23 L/min, 60psi, 4 bar

GARANTIE

- www.riobel.design



Wannenarmatur mit Brause für freistehende Montage

MODELLE: PX39-EM

+44 (0)1952 221 100
www.riobel.design

A DISTINCTIVE MEMBER OF THE HOUSE OF ROHL

TECHNISCHE DATEN

BESCHREIBUNG


- Nur Sichtteile
- 2 Anschlüssen
- Einstrahl-Handbrause
- Thermostat/Druckausgleichs-Kartusche mit Rückschlagventilen

DURCHFLUSSMENGE

- 23 L/min, 60psi, 4 bar

GARANTIE

- www.riobel.design



Freistehende Wanne-Brausearmatur Sichtteil

MODELLE: TPX39-EM

+44 (0)1952 221 100
www.riobel.design

A DISTINCTIVE MEMBER OF THE HOUSE OF ROHL

TECHNISCHE DATEN

BESCHREIBUNG

- Nur grob
- G ½" Verbindung Aussengewinde
- Prüfkappe
- Bohrlochdurchmesser = 2 1/2" (63mm)

GARANTIE

- www.riobel.design



Freistehende Wanne-Brausearmatur Einbauteil

MODELLE: TGS39-EM

+44 (0)1952 221 100
www.riobel.design

A DISTINCTIVE MEMBER OF THE HOUSE OF ROHL

CARACTÉRISTIQUES TECHNIQUES

DESCRIPTION


- TPX39-EM - Mitigeur bain-douche sur pied, sans corps à encastrer
- RHFS-EM - Corps à encastrer pour mitigeur bain-douche sur pied

DÉBIT

- 23 L/min, 60psi, 4 bar

GARANTIE

- www.riobel.design



Mitigeur bain-douche sur pied

MODÈLES: PX39-EM

+44 (0)1952 221 100
www.riobel.design

A DISTINCTIVE MEMBER OF THE HOUSE OF ROHL

CARACTÉRISTIQUES TECHNIQUES

DESCRIPTION


- Plaque d'habillage seule
- 2 clapets anti-retour
- Douchette anticalcaire 1 jet
- Cartouche thermostatique coaxiale avec clapets anti-retour

DÉBIT

- 23 L/min, 60psi, 4 bar

GARANTIE

- www.riobel.design



**Mitigeur bain-douche sur pied,
sans corps à encastrer**

MODÈLES: TPX39-EM

+44 (0)1952 221 100
www.riobel.design

A DISTINCTIVE MEMBER OF THE HOUSE OF ROHL

CARACTÉRISTIQUES TECHNIQUES

DESCRIPTION

- Brut seul
- Entrée d'eau ½" mâle NPT
- Capuchon d'essai
- Diamètre du trou de perçage = 2 1/2 (63mm)

GARANTIE

- www.riobel.design



Corps à encastrer pour mitigeur bain-douche sur pied

MODÈLES: TGS39-EM

+44 (0)1952 221 100
www.riobel.design

A DISTINCTIVE MEMBER OF THE HOUSE OF ROHL

SPECIFICHE

DESCRIZIONE


- TPX39-EM - Miscelatore Freestanding per vasca parte Esterna
- RHFS-EM - Miscelatore Freestanding per vasca parte incasso

FLUSSO

- 23 L/min, 60psi, 4 bar

GARANZIA

- www.riobel.design



Miscelatore freestanding per vasca

MODELLI: PX39-EM

+44 (0)1952 221 100
www.riobel.design

A DISTINCTIVE MEMBER OF THE HOUSE OF ROHL

SPECIFICHE

DESCRIZIONE


- Solo parte esterna
- 2 valvole
- Doccetta EasyClean con getto fisso
- Cartuccia coassiale con valvole di controllo Termostatica/pressione

FLUSSO

- 23 L/min, 60psi, 4 bar

GARANZIA

- www.riobel.design



Miscelatore Freestanding per vasca parte Esterna

MODELLI: TPX39-EM

+44 (0)1952 221 100
www.riobel.design

A DISTINCTIVE MEMBER OF THE HOUSE OF ROHL

SPECIFICHE

DESCRIZIONE

- Solo ruvido
- G1/2" congiunzione maschio
- Tappo di sicurezza
- Diametro del foro di perforazione = 2 1/2" (63mm)

GARANZIA

- www.riobel.design



Miscelatore Freestanding per vasca parte incasso

MODELLI: TGS39-EM

+44 (0)1952 221 100
www.riobel.design

A DISTINCTIVE MEMBER OF THE HOUSE OF ROHL

CARACTERÍSTICAS TÉCNICAS

DESCRIPCIÓN


- TPX39-EM - Mezclador de baño-ducha de pie, sin cuerpo empotrado
- RHFS-EM - Cuerpo empotrado para mezclador de baño-ducha de pie

Caudal

- 23 L/min, 60psi, 4 bar

GARANTÍA

- www.riobel.design



Mezclador monomanto de baño-ducha de pie

MODELOS: PX39-EM

+44 (0)1952 221 100
www.riobel.design

A DISTINCTIVE MEMBER OF THE HOUSE OF ROHL

CARACTERÍSTICAS TÉCNICAS

DESCRIPCIÓN


- Solo placa embellecedora
- 2 válvulas anti retorno
- Ducha de mano anticalcárea de 1 jet
- Cartucho termostático coaxial con válvulas anti retorno

Caudal

- 23 L/min, 60psi, 4 bar

GARANTÍA

- www.riobel.design



Mezclador de baño-ducha de pie, sin cuerpo empotrado

MODELOS: TPX39-EM

+44 (0)1952 221 100
www.riobel.design

A DISTINCTIVE MEMBER OF THE HOUSE OF ROHL

CARACTERÍSTICAS TÉCNICAS

DESCRIPCIÓN

- Solo áspero
- Conexión macho G1/2"
- Tapón de prueba
- Diámetro del agujero de perforación = 2 1/2" (63mm)

GARANTÍA

- www.riobel.design



Cuerpo empotrado para mezclador de baño-ducha de pie

MODELOS: TGS39-EM

+44 (0)1952 221 100
www.riobel.design

A DISTINCTIVE MEMBER OF THE HOUSE OF ROHL